



# AN

SUBMERSIBLE WASTEWATER  
SUMP PUMPS

60Hz

make future flow

# FEATURES

- The AN Series Submersible Wastewater Sump Pumps are lightweight and portable with strainers that block foreign matter.
- The AN Series can be complemented with a 90-degree Elbow Flange outlet or a Guide rail system (GRS) for easier and safer installation and maintenance.
- The AN-2.5M is an oil-filled motor with a single mechanical seal. The AN-2.5MR model is applicable for shallow areas and compatible with the Hose Kit for emergency dewatering.

## PRODUCT NOMENCLATURE

AN	—	2	1.5	H
Type		Discharge inch	HP	High Head

AN	—	2	0.5	M	R
Type		Discharge inch	HP	Oil Motor	Residual



## SPECIFICATIONS

Spec.	Description
Liquid Temp.	0~40°C (32~104°F)
Motor	2P (3600rpm) • Dry Motor • Oil Motor
Insulation	Class B • Class F
Protection	IP68
Protector	Thermal • Auto-cut
M.seal Type	Single M.seals • Double M.seals
Impeller Type	Vortex • Open
Item	Material
Upper Cover	FC200 / ASTM-30
Motor Frame	SUS304 / AISI 304
Shaft	SUS410 / ASTM 410 • SUS403 / ASTM 403
M.seal	CA/CE • CA/CE & SiC/SiC
Casing	FC200 / ASTM-30
Impeller	PA+G50 • FC200 / ASTM-30
Cable	VCT or SJOW/SOW

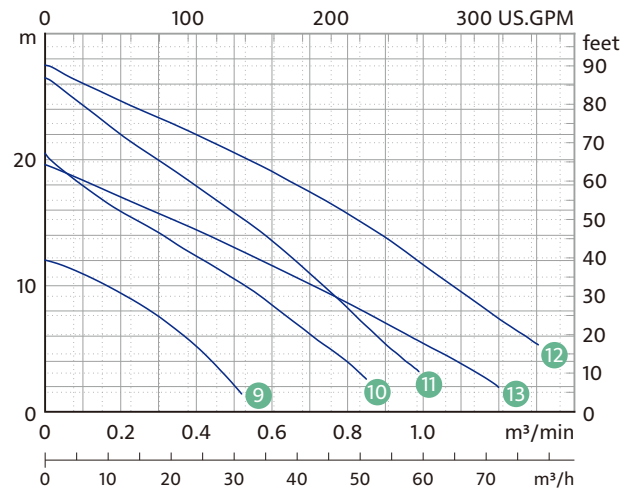
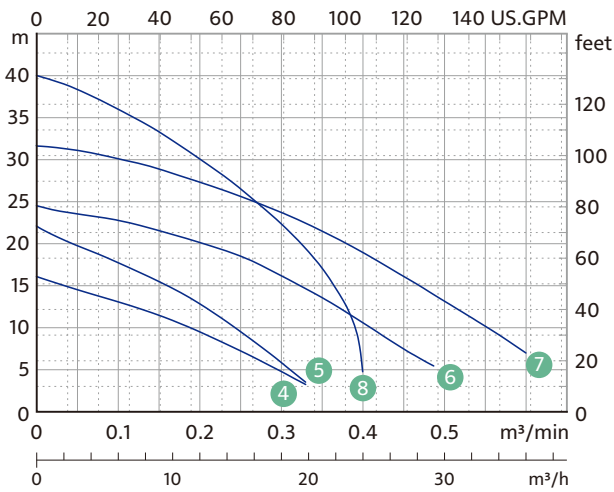
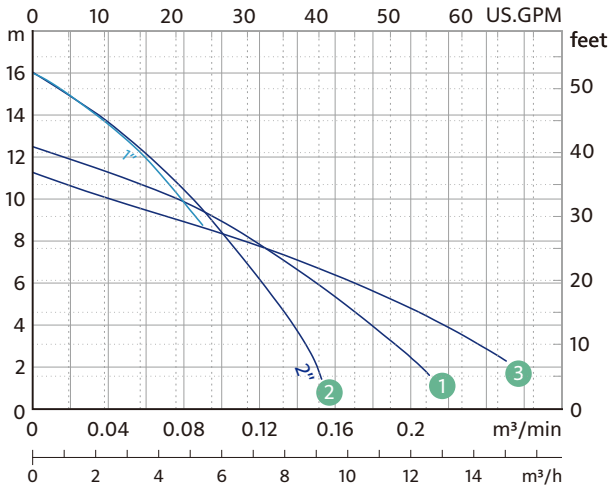
## APPLICATIONS

- Residential sump drainage
- Water feature drainage and pumping
- Fishpond, basement, and cellar dewatering
- Garden irrigation

## ACCESSORIES : ELBOW / GRS-GUIDE RAIL SYSTEMS

AN pumps can be installed with 90° Elbow Flange outlet or GRS guide rail system, to have easier/safer installation or removal during replacement and maintenance. The GRS does not support the vertical casing models.

# PERFORMANCE CURVES AND SPECS



Model	Output HP(kW)	Discharge Inch(mm)	Phase $\phi$	Start Method	Standard	MAX	Solid Passage mm(inch)	Casing Type	Weight kg(lb)	
					ft-GPM	ft-GPM			1 $\phi$	3 $\phi$
1 AN-2.5M	0.5(0.4)	2" (50)	1	Capacitor	26.2-32	41-55	7 ( 1/4")	V	12.5(28)	-
2 AN-2.5MR	0.5(0.4)	1" (25) 2" (50)	1	Capacitor	36.1-18 27.9-26	52.5-24 52.5-40	-	V	13(29)	-
3 AN-2.5	0.5(0.4)	2" (50)	1	Capacitor	21.3-42	36.1-66	7 ( 1/4")	V	13.5(30)	-
4 AN-21A	1(0.75)	2" (50)	1 3	Capacitor DOL	34.5-45	52.5-88	7 ( 1/4")	V	15.5(34)	15(33)
5 AN-21.5H	1.5(1.1)	2" (50)	1 3	Capacitor DOL	46-45	72-88	7 ( 1/4")	V	19(42)	17.5(39)
6 AN-22	2 (1.5)	2" (50)	1 3	Capacitor DOL	59.1-66	80.4-132	10.5 ( 3/8")	V	31(68)	27(60)
7 AN-23	3(2.2)	2" (50)	1 3	Capacitor DOL	75.5-80	101.7-158	10.5 ( 3/8")	V	35(77)	30(66)
8 AN-23H	3(2.2)	2" (50)	1 3	Capacitor DOL	85.5-66	131-106	10 ( 3/8")	V	36(79)	32(71)
9 AN-31	1(0.75)	3" (80)	1 3	Capacitor DOL	23-85	39.4-138	7 ( 1/4")	V	17(37)	16(35)
10 AN-32	2(1.5)	3" (80)	1 3	Capacitor DOL	34.5-132	67.3-224	10.5 ( 3/8")	H	33(73)	29(64)
11 AN-33	3 (2.2)	3" (80)	1 3	Capacitor DOL	50.9-132	86.9-264	10.5 ( 3/8")	H	37(82)	32(71)
12 AN-35	5(3.7)	3" (80)	3	DOL	60.7-158	90.2-355	20 ( 3/4")	H	-	35(77)
13 AN-43	3 (2.2)	4" (100)	1 3	Capacitor DOL	32.8-185	64-345	20 ( 3/4")	H	37(82)	32(71)

※ Excludes Cable & Elbow Weight.

※ Casing type : V stands for vertical and H for horizontal.



# PRODUCT FEATURES



## 1 Epoxy Cable Base

An epoxy resin seal cable base prevents moisture from entering the motor through the core wires.



## 2 Auto-cut Protector

Automatic On / Off motor protector to prevent motor burn out due to high temperature and excess amperage draw.




## 3 High Efficiency Dry Motors

All stator coils are treated with insulating varnish procedures to achieve the best insulation, efficiency and durability.



## 4 Double Mechanical Seals

Superior abrasion resistant mechanical seal is manufactured with silicon carbide to ensure the best seal effect.



Vortex Impeller



Open Impeller



Professionalism · Innovation · Service · Commitment  
**HCP PUMP MANUFACTURER CO., LTD.**  
[www.hcppump.com](http://www.hcppump.com)



YouTube



Selection system



Catalog